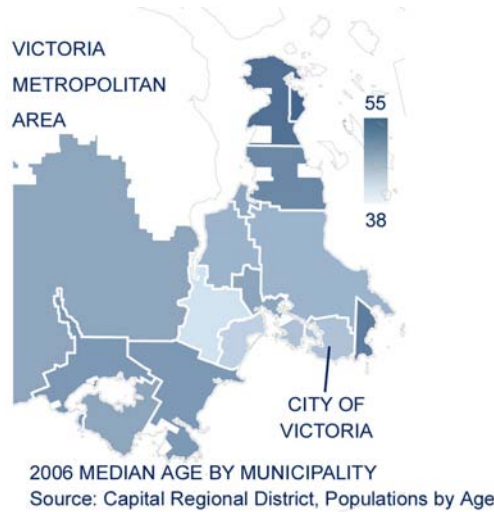


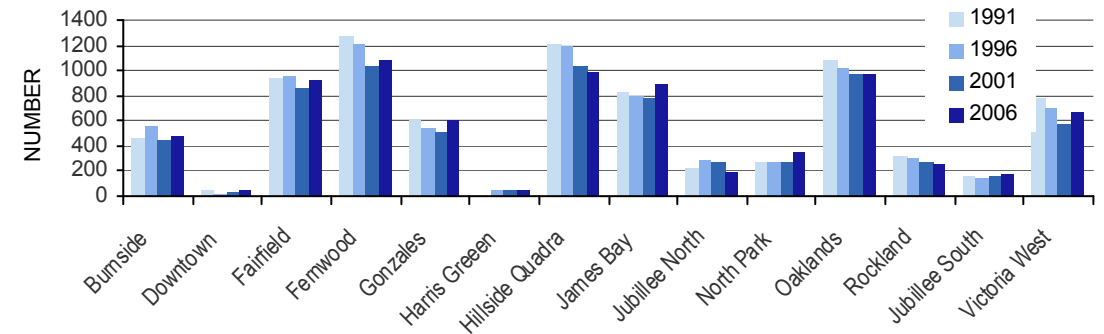
1.4 Neighbourhood Population Age Trends



From a neighbourhood perspective, the average age has decreased between 1991 and 2006 in the majority of neighbourhoods, with sharpest declines in Harris Green (4.3 years younger) and Fairfield (2.8 years younger). Vic West experienced the highest increase in average age (8.2 years older) over the same 1991-2006 period.

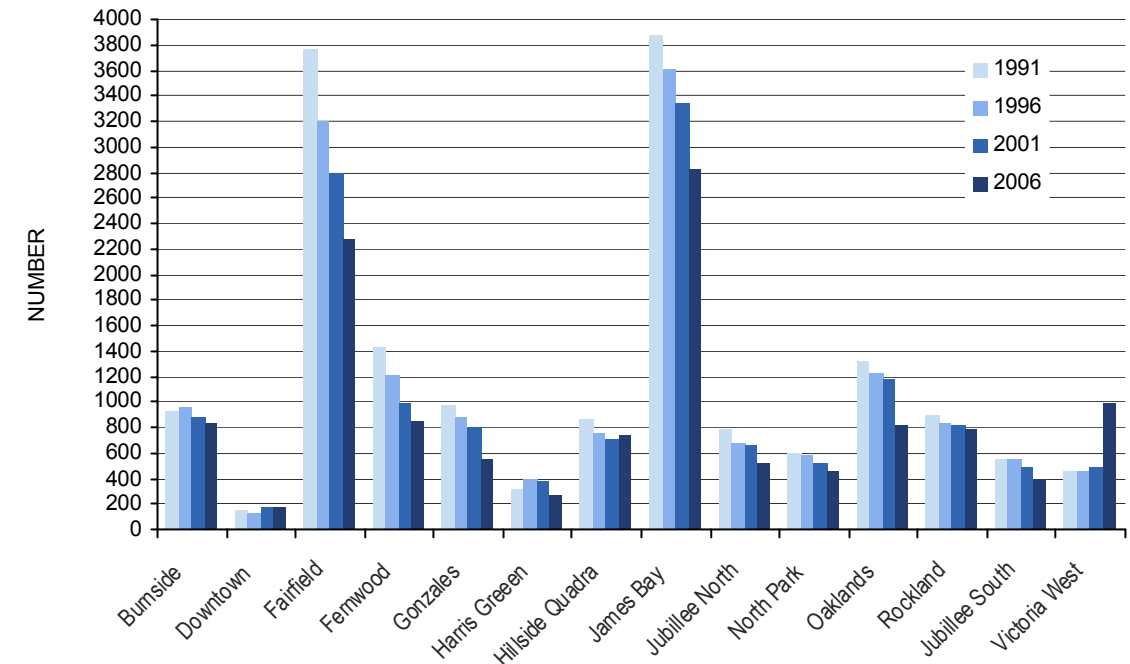
Between 1991 and 2006, the overall proportion of children in the city has decreased slightly from 12% to 10%, (8,615 to 7,680) while the number of seniors has decreased from 24% to 17% (17,030 to 12,555).

Distribution of Children in Victoria (persons less than 15)



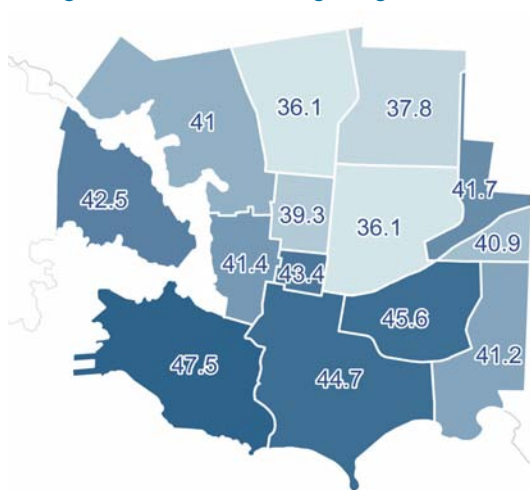
DATA SOURCE: STATISTICS CANADA

Distribution of Seniors in Victoria (persons aged 65+)



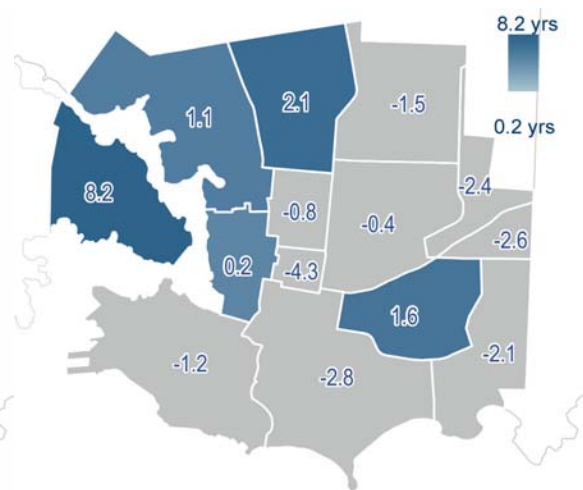
DATA SOURCE: STATISTICS CANADA

Neighbourhood Average Age 2006



DATA SOURCE: STATISTICS CANADA

Average Age Change 1991-2006



- RELATED SHEETS
- 1.1 POPULATION GROWTH
 - 1.3 AGE OF POPULATION
 - 1.6 FAMILY AND HOUSEHOLD CHARACTERISTICS