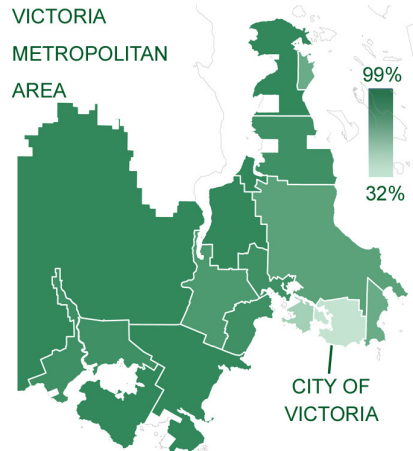


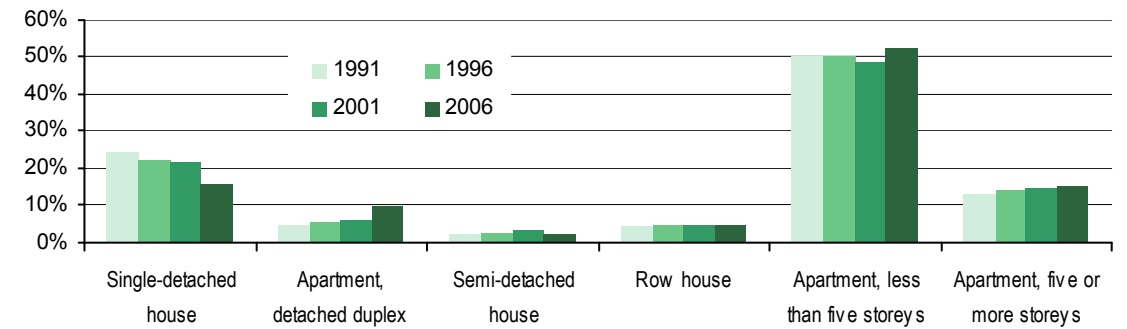
# 2.1 Housing Types



2006 CENSUS— GROUND ORIENTED UNITS SHOWN AS A PERCENT OF THE TOTAL DWELLING UNITS IN EACH MUNICIPALITY.  
Data Source: Statistics Canada

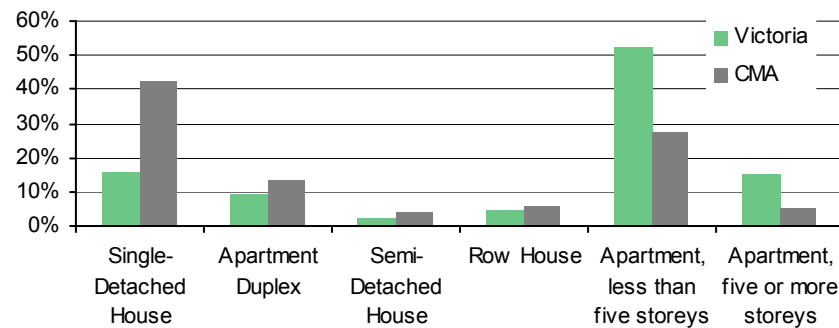
Housing types are typically grouped into two broad categories:  
 1) Ground-Oriented Dwellings\*—those with individual and direct access to the ground. Includes single-detached dwellings, duplexes, row and townhouses, as well both units in houses used as single family dwellings with secondary suites (captured as Apartment, detached duplex by the census).  
 2) Apartments\*— dwellings located in buildings which have shared entrances and exits and do not have direct access to the ground.  
 Based on Census groupings, the City of Victoria has the lowest proportion of ground-oriented dwellings and the highest proportion of apartment dwellings in the region. Ground-oriented units, comprised 32% of all household units in 2006. The remaining units are apartments, with those located in buildings that are less than 5 storeys forming over 50% of the city's dwelling units.

Dwelling Type as a Percent of Total Dwelling units 1991-2006, City of Victoria

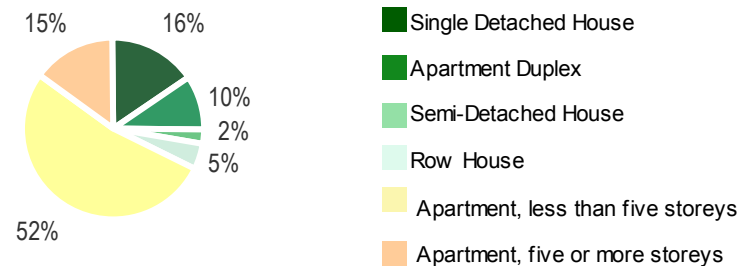


The shares of the single-detached dwellings in the City of Victoria have seen the most marked decline since 1991. This figure does not necessarily reflect demolitions (although they are a factor), but also shows the increase in other housing unit types including apartments, conversions of houses to apartments, as well as houses that are used as single-family dwellings containing secondary suites (both units within these are captured by the census as "apartment, detached duplex").

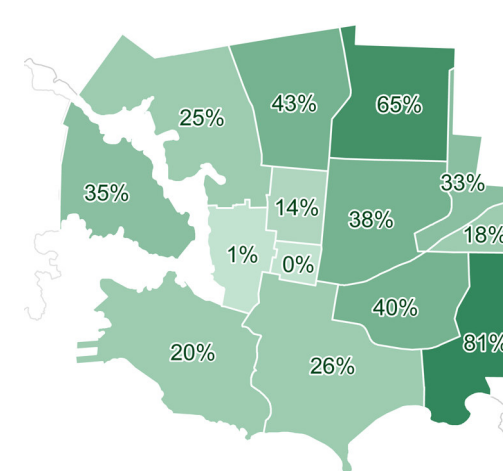
Dwelling Types Shown as Percent of Total Dwellings, Victoria & Region\*\*, 2006 Census



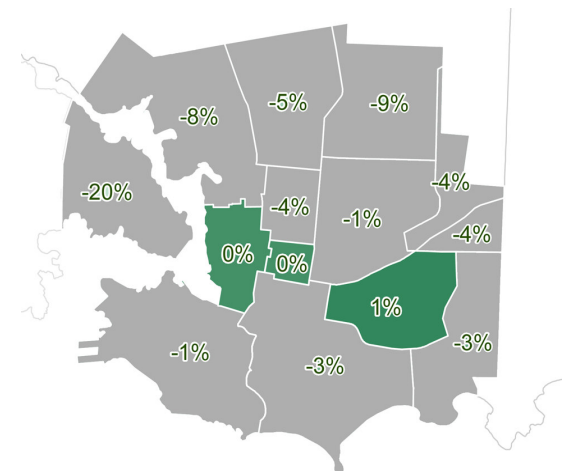
Distribution of Dwelling Types as a Percent of Total Housing Stock, Victoria 2006 Census



Ground-Oriented Dwellings Shown as a Percent of Total Neighbourhood Dwellings, 2006



Change in Ground-Oriented Dwellings Shown as a Percent of Total Neighbourhood Dwellings, 1991-2006



RELATED SHEETS

- 1.6 FAMILY STRUCTURE
- 2.2 HOUSEHOLD SIZE
- 2.3 HOUSING TENURE
- 2.4 OWNERSHIP & AFFORDABILITY

NOTE: Due to the high volume of content on this profile sheet, some source information has been re-allocated to the reverse side  
 \*Although Conversions may or may not qualify as Ground-Oriented Dwellings, they are typically captured by the census as "Apartment, less than five stories"  
 \*\*Region refers to the Census Metropolitan Area, a Statistics Canada Definition

# 2.1 Housing Types—Tables, Sources & Definitions

Dwelling Type as % of Total Housing Stock 1991-2006, City of Victoria

	1991		1996		2001		2006		Change 1991-2006
	Units	%City	Units	%City	Units	%City	Units	%City	
<b>TOTAL DWELLING UNITS</b>	<b>36,295</b>	<b>100%</b>	<b>38,370</b>	<b>100%</b>	<b>39,595</b>	<b>100.0%</b>	<b>41,705</b>	<b>100%</b>	14.9%
Single-detached house	8,825	24.3%	8,420	21.9%	8,495	21.5%	6,580	15.8%	-25.4%
Apartment, detached duplex	1,770	4.9%	2,175	5.7%	2,310	5.8%	3,965	9.5%	124.0%
Semi-detached house	880	2.4%	1,120	2.9%	1,350	3.4%	965	2.3%	9.7%
Row house	1,650	4.5%	1,860	4.8%	1,910	4.8%	2,015	4.8%	22.1%
<b>GROUND ORIENTED</b>	<b>13,125</b>	<b>36%</b>	<b>13,575</b>	<b>35%</b>	<b>14,065</b>	<b>36%</b>	<b>13,525</b>	<b>32%</b>	3.0%
Apartment building, less than five storeys	18,305	50.4%	19,225	50.1%	19,535	49.3%	21,815	52.3%	19.2%
Apartment building, five	4,705	13.0%	5,425	14.1%	5,780	14.6%	6,230	14.9%	32.4%
<b>APARTMENT</b>	<b>23,010</b>	<b>63%</b>	<b>24,650</b>	<b>64%</b>	<b>25,315</b>	<b>64%</b>	<b>28,045</b>	<b>67%</b>	22%

SOURCE: STATISTICS CANADA

NOTES

- 1) Dwelling type is based on characteristics that define a dwelling's structure.
- 2) See adjacent column regarding changes to enumeration process.

STATISTICS CANADA—CENSUS

**(Occupied) private dwelling**—A separate set of living quarters which has a private entrance either directly from outside or from a common hall, lobby, vestibule or stairway leading to the outside, and in which a person or a group of persons live permanently. Unless otherwise specified, all data in housing products are for occupied private dwellings, rather than for unoccupied private dwellings or dwellings occupied solely by foreign and/or temporary residents.

**Single-detached house** – A single dwelling not attached to any other dwelling or structure (except its own garage or shed). A single-detached house has open space on all sides, and has no dwellings either above it or below it.

**Semi-detached house** – One of two dwellings attached side by side (or back to front) to each other, but not to any other dwelling or structure (except its own garage or shed). A semi-detached dwelling has no dwellings either above it or below it, and the two units together have open space on all sides.

**Row house** – One of three or more dwellings joined side by side (or occasionally side to back), such as a town house or garden home, but not having any other dwellings either above or below.

**Apartment or flat in a duplex** – One of two dwellings, located one above the other, may or may not be attached to other dwellings or buildings. *Note - this is the census category that captures the primary and secondary unit in houses that are used as single family dwellings with secondary suites.*

**Apartment in a building that has five or more storeys** – A dwelling unit in a high-rise apartment building which has five or more storeys. *Note—this census category does not differentiate between strata-titled dwellings or rental dwellings*

**Apartment in a building that has fewer than five storeys** – A dwelling unit attached to other dwelling units, or other non-residential space in a building that has fewer than five storeys. *Note—this census category does not differentiate between strata-titled dwellings or rental dwellings*

Dwelling Type Distribution 2006, City of Victoria

	Burnside/ Gorge		Downtown		Fairfield		Fernwood		Gonzales		Harris Green		Hillside-Quadra		James Bay		North Jubilee		North Park		Oaklands		Rockland		South Jubilee		Victoria West	
	units	%	units	%	units	%	units	%	units	%	units	%	units	%	units	%	units	%	units	%	units	%	units	%	units	%	units	%
<b>Total number of private dwellings by type of dwelling</b>	2,785	100%	900	100%	6,630	100%	5,045	100%	1,710	100%	1,185	100%	3,670	100%	6,695	100%	1,620	100%	2,060	100%	2,995	100%	1,910	100%	1,335	100%	3,155	100%
Single-detached house	275	10%	0	0%	995	15%	905	18%	920	54%	0	0%	645	17%	445	7%	245	15%	85	4%	920	31%	515	27%	175	13%	450	14%
Apartment, duplex	245	9%	10	1%	475	7%	690	14%	315	18%	0	0%	635	17%	190	3%	230	14%	85	4%	645	22%	145	8%	55	4%	245	8%
Semi-detached house	0	0%	0	0%	140	2%	135	3%	140	8%	0	0%	30	1%	155	2%	20	1%	25	1%	120	4%	35	2%	15	1%	135	4%
Row house	185	7%	0	0%	80	1%	165	3%	10	1%	0	0%	260	7%	560	8%	45	3%	90	4%	250	8%	75	4%	0	0%	280	9%
Apartment building, building that has fewer than five storeys	1,905	68%	370	41%	4,450	67%	2,980	59%	315	18%	140	12%	1,990	53%	3,325	50%	1,045	65%	1,305	63%	1,060	35%	1,015	53%	1,010	76%	895	28%
Apartment, building, five or more storeys	160	6%	515	57%	480	7%	165	3%	0	0%	1,030	87%	105	3%	1,965	29%	10	1%	465	23%	0	0%	110	6%	80	6%	1,140	36%