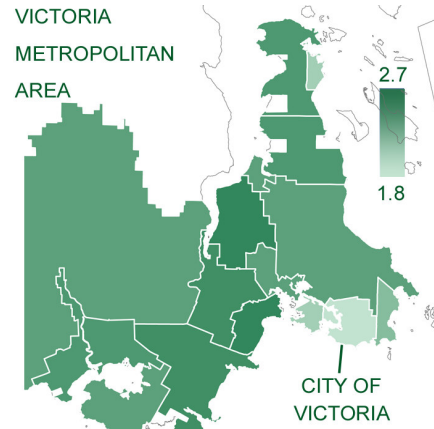


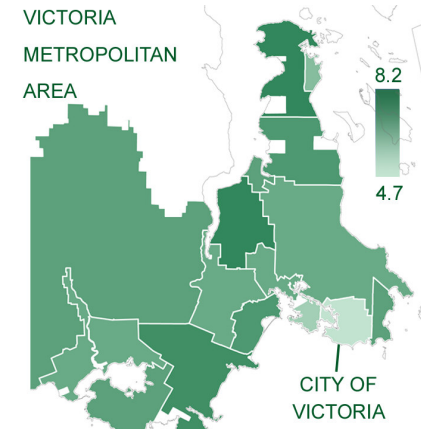
2.2 Dwelling & Household Size



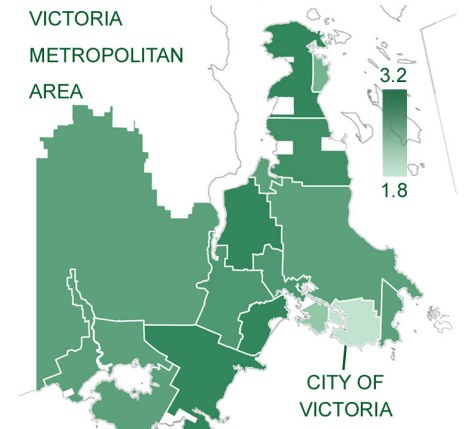
2006 CENSUS- AVERAGE HOUSEHOLD SIZE (PERSONS) SHOWN BY MUNICIPALITY
Data Source: Statistics Canada

Household Size by Dwelling Type, 2006 Census

	Average household size by dwelling type		Proportion of dwelling units formed by each dwelling type	
	Victoria	Region	Victoria	Region
All Dwelling Types	1.8	2.2	41,705	145,430
Single-Detached House	2.4	2.6	16%	43%
Apartment Duplex	2.2	2.4	10%	14%
Semi-Detached House	2.2	2.4	2%	4%
Row House	2.3	2.2	5%	6%
Apartment Less than Five Storeys	1.6	1.6	52%	28%
Apartment Five or More Storeys	1.4	1.4	15%	5%

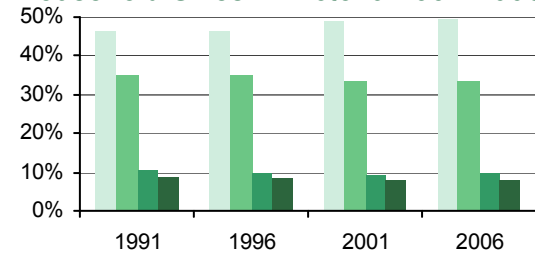


2006 CENSUS- AVERAGE NUMBER OF ROOMS PER DWELLING SHOWN BY MUNICIPALITY
Data Source: Statistics Canada



2006 CENSUS- AVERAGE NUMBER OF BEDROOMS PER DWELLING SHOWN BY MUNICIPALITY
Data Source: Statistics Canada

Household Sizes in Victoria 1991-2006

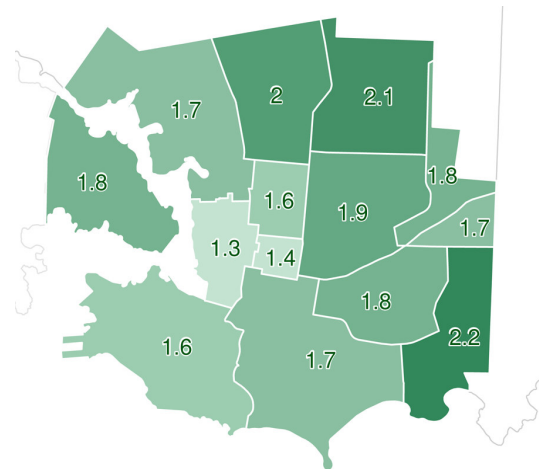


- 1 person
- 2 persons
- 3 persons
- 4 + persons

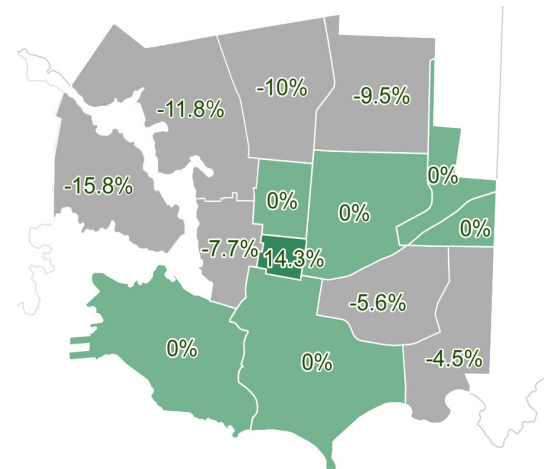
One-person households are on the rise in Victoria; this figure may mirror the city's increasing proportions of persons who have never been married, or are divorced, as well as the increasing numbers of smaller-sized dwelling units such as apartments.

Dwellings in Victoria have the smallest number of rooms in the region with an average of approximately 4.7 rooms, compared to a maximum average of 8.2 rooms. The figure reflects the high proportion of apartments in the city, especially in neighbourhoods such as Downtown and Harris Green, as well as an older and converted building stock. Victoria dwellings also have the fewest number of bedrooms in the region, with an average of 1.8 bedrooms per unit.

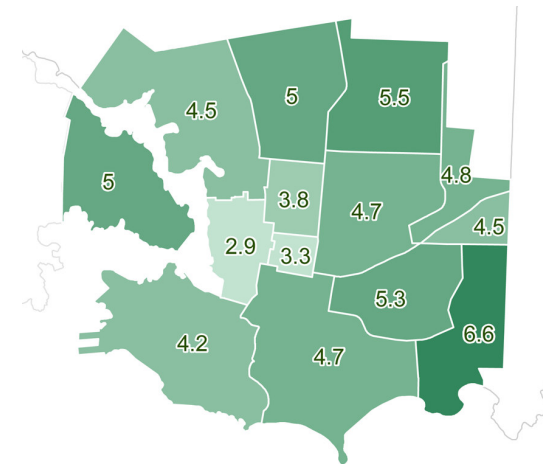
Average Household Size by Neighbourhood 2006



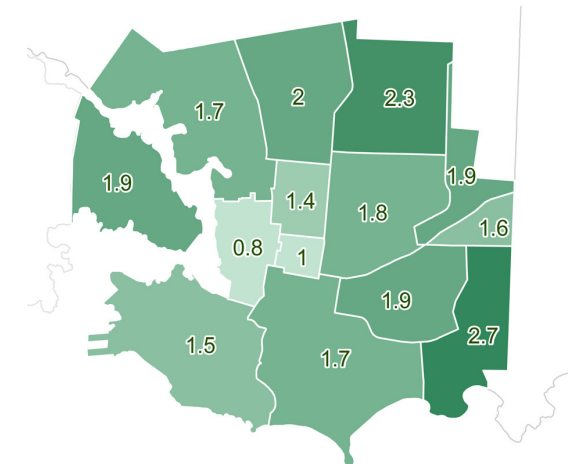
Change in Average Household Size by Neighbourhood, 1991-2006



Average Number of Rooms per Dwelling, 2006



Average Number of Bedrooms per Dwelling, 2006



- RELATED SHEETS
- 1.6 FAMILY STRUCTURE
 - 2.3 HOUSING TENURE
 - 2.4 OWNERSHIP & AFFORDABILITY

2.2 Dwelling & Household Size—Tables, Sources & Definitions

Household Sizes in Victoria 1991-2006

	1991	1996	2001	2006
TOTAL PERSONS IN HOUSEHOLDS	67,430	70,570	70,920	74,360
TOTAL HOUSEHOLDS	36,290	38,370	39,595	41,705
1 person	46%	47%	49%	49%
2 persons	35%	35%	34%	34%
3 persons	10%	10%	9%	10%
4 + persons	9%	8%	8%	8%
AVERAGE NUMBER OF PERSONS IN HOUSEHOLDS	1.9	1.8	1.8	1.8

SOURCE: STATISTICS CANADA

Household Sizes in Victoria 1991-2006

	1991	1996	2001	2006
AVERAGE NUMBER OF PERSONS IN HOUSEHOLDS	1.9	1.8	1.8	1.8
Burnside Gorge	1.9	1.8	1.8	1.7
Downtown	1.4	1.3	1.3	1.3
Fairfield	1.7	1.7	1.7	1.7
Fernwood	1.9	1.9	1.9	1.9
Gonzales	2.3	2.2	2.2	2.2
Harris Green	1.2	1.4	1.4	1.4
Hillside Quadra	2.2	2.2	2.1	2.0
James Bay	1.6	1.6	1.6	1.6
North Jubilee	1.8	1.9	1.8	1.8
North Park	1.6	1.6	1.6	1.6
Oaklands	2.3	2.2	2.2	2.1
Rockland	1.9	1.9	1.9	1.8
Victoria West	2.1	2.1	1.9	1.9
Jubilee South	1.7	1.7	1.7	1.7

SOURCE: STATISTICS CANADA

STATISTICS CANADA—CENSUS

Household - Refers to a person or a group of persons (other than foreign residents) who occupy the same dwelling and do not have a usual place of residence elsewhere in Canada. It may consist of a family group (census family) with or without other non-family persons, of two or more families sharing a dwelling, of a group of unrelated persons, or of one person living alone. Household members who are temporarily absent on Census Day (e.g., temporary residents elsewhere) are considered as part of their usual household. For census purposes, every person is a member of one and only one household. Unless otherwise specified, all data in household reports are for private households only. Households are classified into three groups: private households, collective households and households outside Canada.

Private household - Refers to a person or a group of persons (other than foreign residents) who occupy a private dwelling and do not have a usual place of residence elsewhere in Canada.

Household size - Refers to the number of persons in a private household.

Dwellings—Occupied private dwelling—A separate set of living quarters which has a private entrance either directly from outside or from a common hall, lobby, vestibule or stairway leading to the outside, and in which a person or a group of persons live permanently. Unless otherwise specified, all data in housing products are for occupied private dwellings, rather than for unoccupied private dwellings or dwellings occupied solely by foreign and/or temporary residents.

Average number of rooms per dwelling – A 'room' is an enclosed area within a dwelling which is finished and suitable for year-round living (e.g., kitchen, dining-room, or bedroom). Not counted as rooms are bathrooms, halls, vestibules, and rooms used solely for business purposes.

Average number of bedrooms per dwelling – Refers to all rooms designed and furnished as bedrooms and used mainly for sleeping purposes, even though the use may be occasional (e.g., spare bedroom).