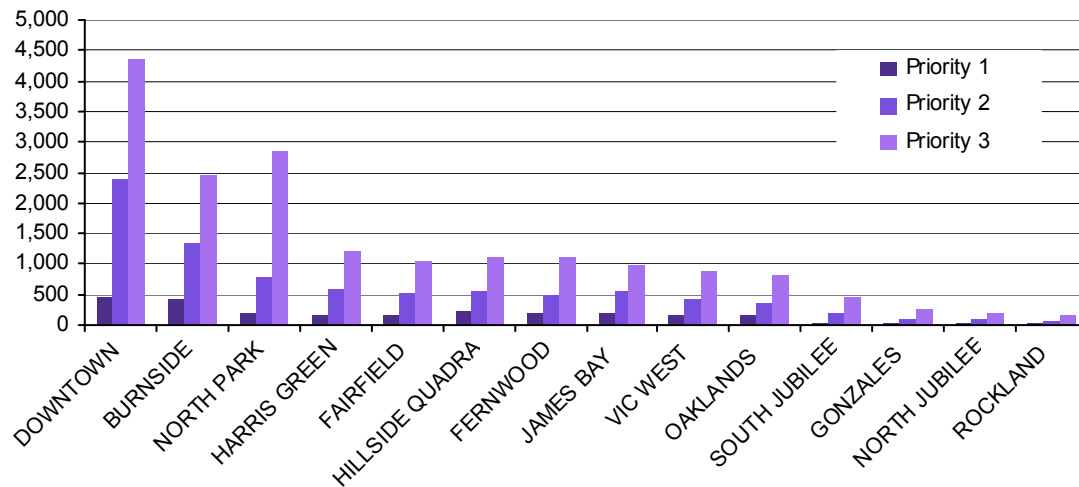
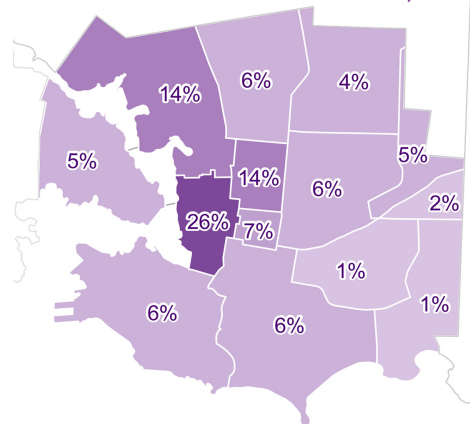


4.4 Public Safety and Personal Security

Police Calls for Service by Neighbourhood, shown by priority, 2009



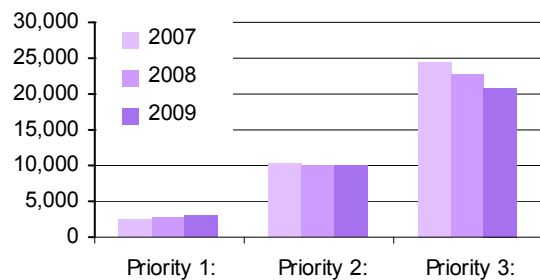
Police Calls for Service by Neighbourhood shown as a % of all calls, 2009



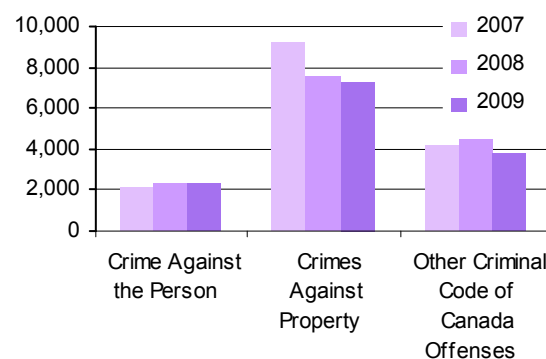
Priority 1: Emergency, dispatch immediate, high probability of death or grievous bodily harm
Priority 2: Urgent, dispatch immediate, not life threatening in nature
Priority 3: Routine: non-urgent

From 2007 to 2009 Priority 1 calls for Police Services increased by 13.5%, while Priority 3 calls for service decreased by 7%. In the same time period the rate of Criminal Code of Canada (CCC) offenses decreased by 3%. Neighbourhoods with the highest volumes of people (aside from residents) tend draw more calls for service, but it is essential to note that routine, non-urgent calls form the bulk of service calls from all areas.

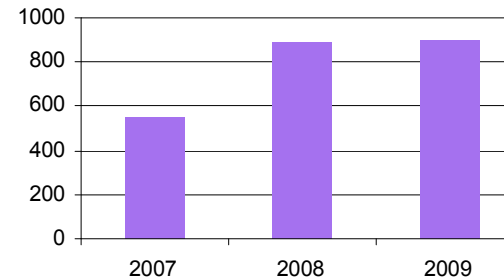
Police Calls for Service by Priority 2007-2009



Key Crime Trend Rates, 2007-2009



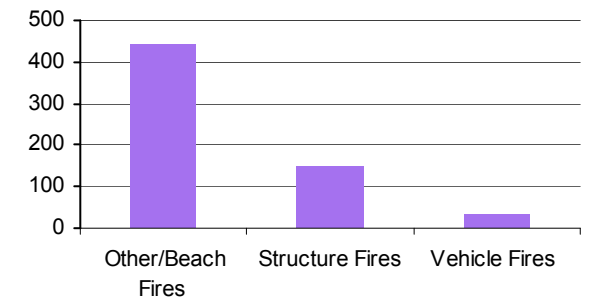
Traffic Collisions 2007-2009 (Police)



Victoria Fire Department

In 2009, the Victoria Fire Department handled over 15,000 individual inquiries through their dispatch centre. Calls included 1051 fire alarm activations, fires, technical rescues, motor vehicles accidents, and medical aid calls. The total property value of structures saved as a result of firefighting services provided by the department is \$142,060,072.00 (BC Assessment data).

Fire Incidents by Type, 2009



Victoria Emergency Management Agency (VEMA)

Evacuee Assistance Response		
Year	Number of Incidents	Number of People Assisted
2001	22	304
2002	28	210
2003	16	137
2004	19	909
2005	8	157
2006	15	127
2007	19	59
2008	12	61
2009	22	135

The Victoria Emergency Management Agency activities include coordination of or work with:

- Active and passive volunteers (4,500 volunteer hours in 2009)
- Emergency Preparedness talks (36 delivered, 700 attendees in 2009)
- Emergency Operations Centre preparedness
- Neighbourhood Emergency Preparedness Program
- Search and Rescue
- Auxiliary Communications Service
- Emergency Social Services
- Regional Emergency Coordinators Program.



RELATED SHEETS

- 4.6 BIO PHYSICAL ENVIRONMENT
- 4.5 COMMUNITY CONNECTIONS

4.2 HEALTH

4.4 Public Safety and Personal Security

Police Calls for Service by Neighbourhood (and Priority), 2009

Calls for Service by Priority and Neighbourhood: January – December 31, 2009			
Neighbourhood	Priority 1	Priority 2	Priority 3
BURNSIDE	432	1334	2453
DOWNTOWN	453	2372	4360
FAIRFIELD	168	512	1039
FERNWOOD	210	497	1123
GONZALES	22	95	260
HARRIS GREEN	159	578	1208
HILLSIDE QUADRA	237	568	1114
JAMES BAY	188	547	992
NORTH JUBILEE	43	112	204
NORTH PARK	205	780	2848
OAKLANDS	150	354	810
ROCKLAND	30	66	168
SOUTH JUBILEE	48	183	445
VICTORIA WEST	167	416	877
UNKNOWN	4	14	174
TOTAL VICTORIA	2512	8414	17901

Source: Crime Trends for Victoria and Esquimalt 2007 – 2009 (1,2) January to December 31, 2009, Victoria Police Department.

Notes

- 1) Calls for service from Esquimalt have been excluded from the data
- 2) Priority 4 calls have been omitted from the bar chart due to space limitations, but were included for the percentage calculation used to generate the map. Please see the source for full information.

Police Calls for Service by Priority 2007-2009

Source: Crime Trends for Victoria and Esquimalt 2007 – 2009 (1,2) January to December 31, 2009, Victoria Police Department.

Notes

- 1) Calls for service from Esquimalt have been excluded from the data
- 2) Priority 4 calls have been omitted from the bar chart due to space limitations. Please see the source for full information.

Key Crime Trend Rates, 2007-2009

Source: Crime Trends for Victoria and Esquimalt 2007 – 2009 (1,2) January to December 31, 2009, Victoria Police Department.

Notes:

- 1) **Crimes Against Person includes:** Homicide, Attempted Murder, Robber, Assault, Sexual Assault, Criminal Harassment, Uttering Threats and Arson.
- 2) **Crimes Against Property Includes:** B&E Business, B&E Other, B&E Residence, Fraud, Possession of Stolen Property/B&E Tools, Theft Over \$5,000, Theft Under \$5,000, Theft from Motor Vehicle, Theft of Motor Vehicle, Take Vehicle without Consent, Theft of Bicycle, Shoplifting, Arson
- 3) **Other Criminal Code Offences:** Bail Violations

Traffic Collisions 2007-2009

Source: Crime Trends for Victoria and Esquimalt 2007 – 2009 (1,2) January to December 31, 2009, Victoria Police Department.

Notes

- 1) Collisions s from Esquimalt are included in the data

Fire Statistics and Fire Incidents by Type, 2009

Source: Victoria Fire Department

Victoria Emergency Management Agency (VEMA)

Source: Victoria Emergency Management Agency

EVACUEE ASSISTANCE RESPONSE

NOTES

Note

- 1) In all years these numbers reflect the fact that the team attended mutual aid events in neighbouring municipalities.
- 2) Number of people assisted includes those where only information and emotional support was given, as well as those who received physical support (shelter, food, clothing).